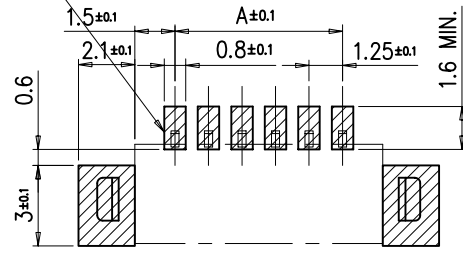
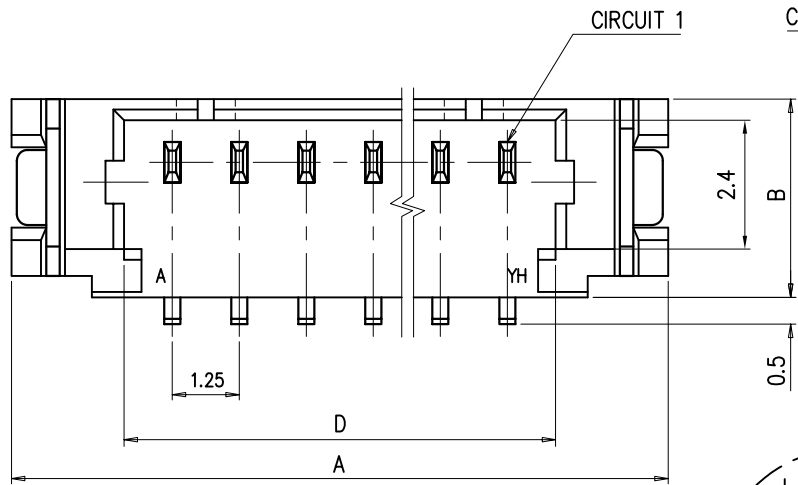


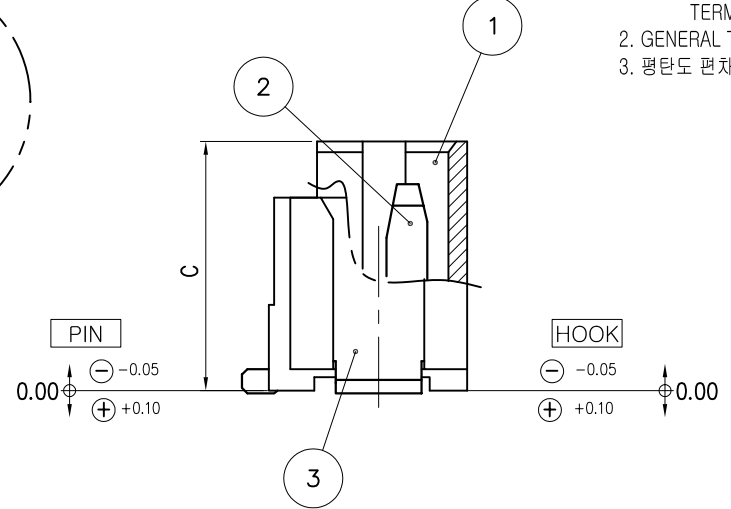
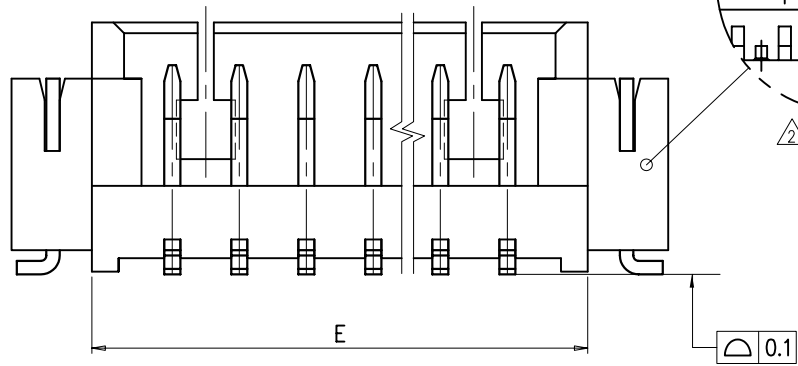
A
B
C
D
E
F



PCB LAYOUT(S=5/1)

PIN	PARTS NO.	A	B	C	D	E
√ 02	12505WS-02A00	7.25	3.70	4.65	3.05	4.25
√ 03	12505WS-03A00	8.50	3.70	4.65	4.30	5.50
√ 04	12505WS-04A00	9.75	3.70	4.65	5.55	6.75
√ 05	12505WS-05A00	11.00	3.70	4.65	6.80	8.00
√ 06	12505WS-06A00	12.25	3.70	4.65	8.05	9.25
√ 07	12505WS-07A00	13.50	3.70	4.65	9.30	10.50
√ 08	12505WS-08A00	14.75	3.70	4.65	10.55	11.75
09	12505WS-09A00	16.00	3.70	4.65	11.80	13.00
√ 10	12505WS-10A00	17.25	3.70	4.65	13.05	14.25
11	12505WS-11A00	18.50	3.70	4.65	14.30	15.50
√ 12	12505WS-12A00	19.75	3.70	4.65	15.55	16.75
13	12505WS-13A00	21.00	3.70	4.65	16.80	18.00
√ 14	12505WS-14A00	22.25	3.70	4.65	18.05	19.25
√ 15	12505WS-15A00	23.50	3.70	4.65	19.30	20.50

- 주:
- 관련부품: WAFER = 12505WS, PIN = 12505PS, HOOK = 12505LS, HOUSING = 12505HS, TERMINAL = 12505TS
 - GENERAL TOLERANCE ±0.3
 - 평탄도 편차 : 0.1mm MAX.



3	HOOK	BRASS	2	TIN PLATED
2	PIN	BRASS	NN	TIN PLATED
1	WAFER	PA6T	1	
I/NO	DESCRIPTION	MATERIAL	QTY	REMARK

Yeonho Electronics Co., Ltd. 12505WS

SCALE	DRAWN	DESIGN	CHECK	APPD	SIZE	DWG. NO	REV
10/1 (5/1)		SUH, S. W.	H. S. K.		A3	12505WS-00S01	02

REVISION	RECORD	DATE	DR	CHK
△	HOOK 압입 자동조립에 따른 형상변경	05.01.25	H.S.K	C.J.W
△	재질변경 PA46 --- PA6T & 도금변경 Sn-Pb --- Sn	04.02.24	J.J.H	